

Illustrated Tutorial

How to Access the WAC26 Platform

World Amateur Championship 2026

These instructions will guide you through the **access and use of the WAC26 platform**, which supports the organization of the **World Amateur Championship**.

STEP 1 – Open the Platform

Access the platform using one of the following methods:

 Type the URL in your browser:


 <https://www.worldchampionship.cloud/wp-admin>


 Or scan the QR Code




STEP 2 – Login

Once the login page is displayed:

 Enter your **username**

 Enter your **password**

 Click **Login**

 If the credentials are correct, **you are now logged into your Team area**.

STEP 3 – Main Menu

After logging in, you will see:

 A **menu on the left side** of the screen containing all available functions.

STEP 4 – Access Your Team Page

To view your team information:

1 Click on **TEAM**

2 Select **VIEW**

 You are now on **your Team page**, where you can view and manage your team data.